



IPS-1080-24V

Industrial 8-port unmanaged PoE Ethernet switch with 8x10/100Base-T(X) P.S.E., 24VDC power input

Features

- Provide 8x10/100Base-T(X) PoE (P.S.E.) ports
- Supports IEEE 802.3at compliant PoE and total power budget is 120Watts with maximum 30Watts per port
- Advanced PoE power boost technology to support dual 24VDC power inputs
- Support auto-negotiation and auto-MDI/MDI-X
- Support store and forward transmission
- Support flow control
- Warning system by relay output
- Rigid IP-30 housing design
- DIN-Rail and wall mounting enabled



Introduction

IPS-1080-24V is unmanaged PoE Ethernet switch with P.S.E. function. IPS-1080-24V supports Power over Ethernet, a system to transmit electrical power, along with data, to remote devices over standard twisted-pair cable in an Ethernet network. IPS-1080-24V switch has 8X10/100Base-T(X) P.S.E. (Power Sourcing Equipment) ports. P.S.E. is a device (switch or hub for instance) that will provide power in a PoE setup. The wide operating temperature range from -40°C to 75°C can satisfy most of operating environment. Therefore, the switch is one of the most reliable choices for PoE Ethernet application.

Practical Operation

IPS-1080-24V can be used in connecting several PoE P.D. Ethernet devices like IP-Camera or other Ethernet devices. In addition, there are two different power inputs at terminal block to avoid interruption caused by power down. When the primary DC power input fails, the backup power input will take over immediately to guarantee a non-stop operation.

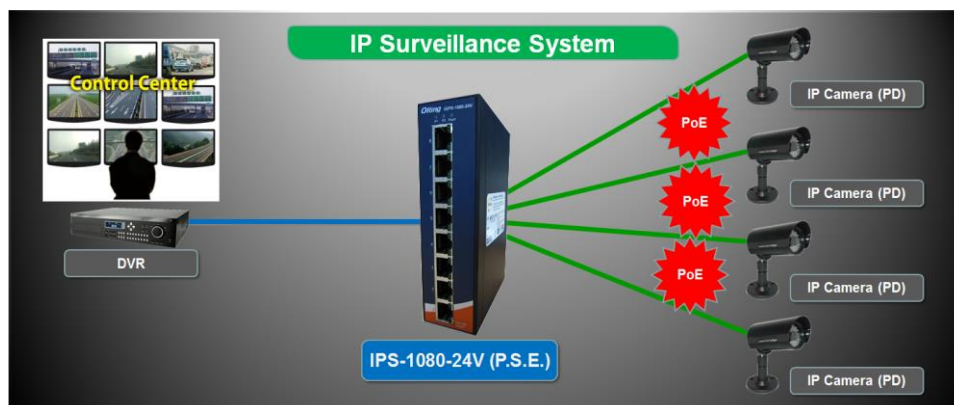
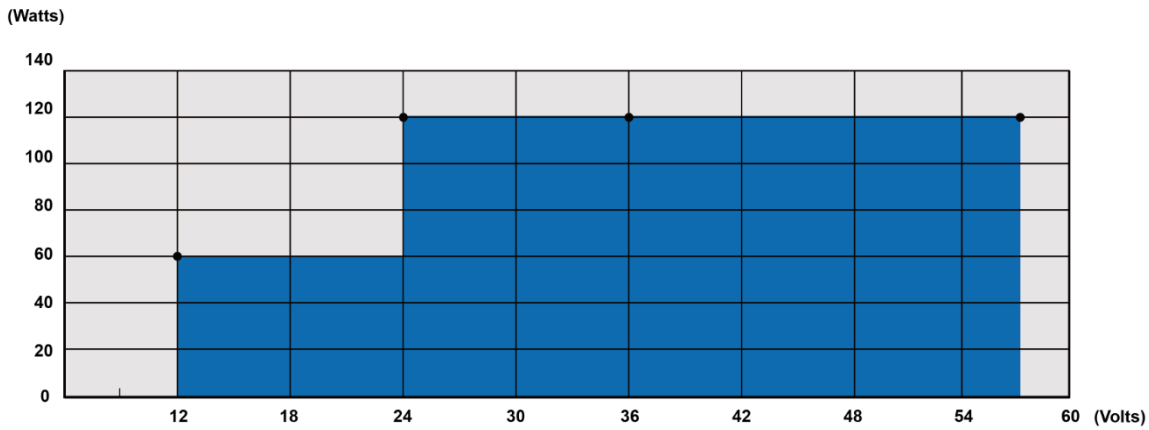
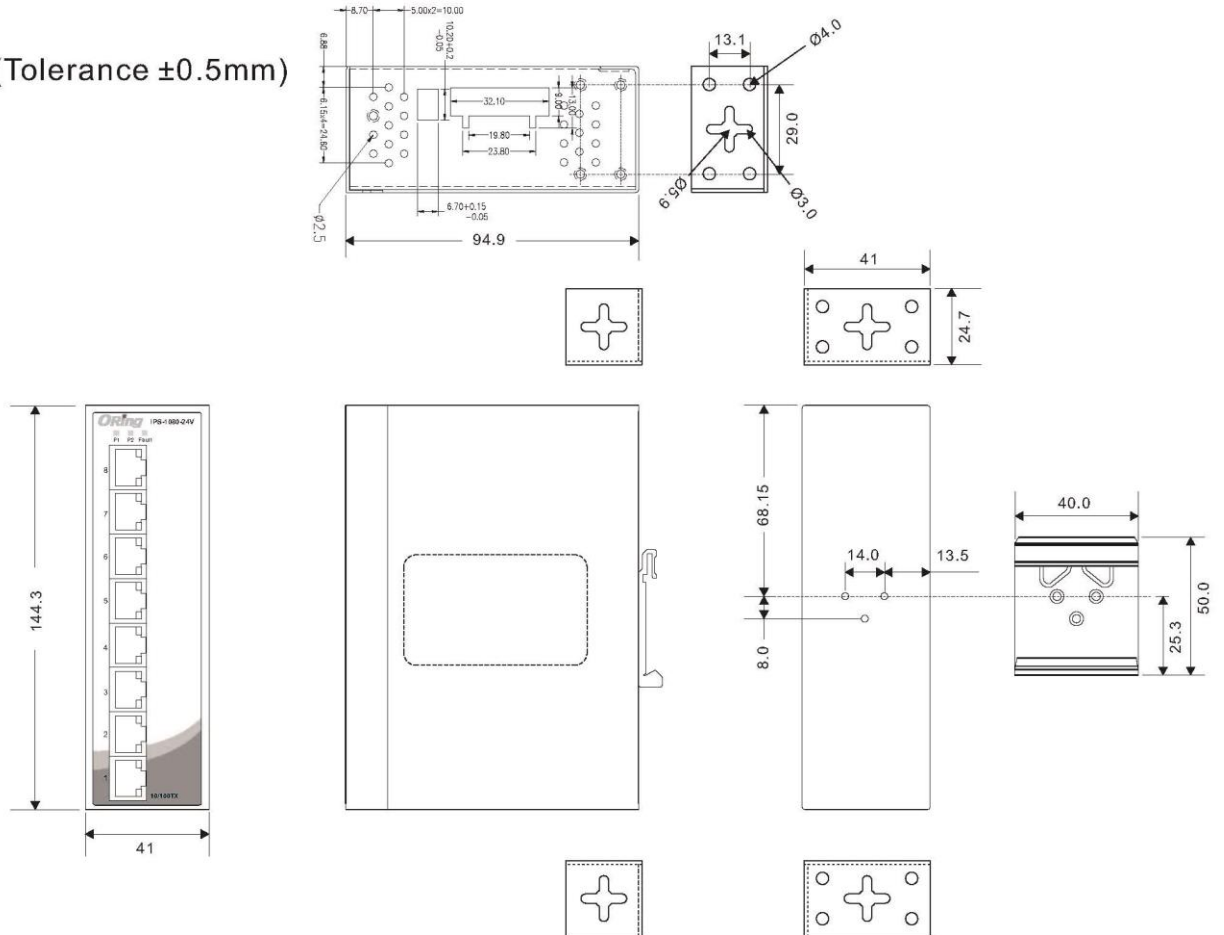


Diagram of PoE Output



Dimension

Unit =mm (Tolerance $\pm 0.5\text{mm}$)



PoE Pin Definition

- 10/100Base-T(X) P.S.E. RJ-45 port

RJ-45 Pin Definition	
Pin No.	Description
#1	TD+ with PoE Power input +
#2	TD- with PoE Power input +
#3	RD+ with PoE Power input -
#6	RD- with PoE Power input -

Specifications

ORing Switch Model	IPS-1080-24V
Physical Ports	
10/100Base-T(X) Ports in RJ45 Auto MDI/MDIX with P.S.E.	8
Technology	
Ethernet Standards	IEEE 802.3 for 10Base-T IEEE 802.3u for 100Base-TX IEEE 802.3x for Flow control IEEE 802.3at PoE specification (total power budget is 120Watts with maximum 30Watts per port)
MAC Table	1K MAC addresses
Processing	Store-and-Forward
Switch Latency	<7us
Switch Bandwidth	16Gbps
Packet buffer size	448K bits
LED Indicators	
Power Indicator	Green : Power LED x 2
Fault Indicator	Amber: Indicate PWR1 or PWR2 failure
10/100Base-T(X) RJ45 Port Indicator and PoE indicator	Upper for Link/Act indicator, Green for port Link/Act. Lower for PoE indicator, Green for PoE power injected.
DIP-Switch	
DIP-Switch 1	Power-2 failed warning: (ON) enable, (OFF) disable
DIP-Switch 2	Power-1 failed warning: (ON) enable, (OFF) disable
Fault Contact	
Relay	Relay output to carry capacity of 1A at 24VDC
Power	
Redundant Input Power	Dual DC inputs 12~57VDC on 6-pin terminal block.
Power Consumption (Typ.)	3 Watts (PoE output not included)
PoE Power budget	60W at 12~24VDC, 120W at 24~57VDC
Overload Current Protection	Present
Reverse Polarity Protection	Present
Physical Characteristic	
Enclosure	IP-30
Dimension (W x D x H)	41 (W) x 94.9 (D) x 144.3(H) mm (1.61 x 3.74 x 5.68inch)
Weight (g)	634 g

Environmental	
Storage Temperature	-40 to 85°C (-40 to 185°F)
Operating Temperature	-40 to 75°C (-40 to 167°F)
Operating Humidity	5% to 95% Non-condensing
Regulatory Approvals	
EMC	CE EMC (EN 55024, EN 55032), FCC Part 15B
EMI	EN 55032, CISPR32, EN 61000-3-2, EN 61000-3-3, FCC Part 15B class A
EMS	EN 55024 (IEC/EN 61000-4-2 (ESD), IEC/EN 61000-4-3 (RS), IEC/EN 61000-4-4 (EFT), IEC/EN 61000-4-5 (Surge), IEC/EN 61000-4-6 (CS), IEC/EN 61000-4-8(PFMF), IEC/EN 61000-4-11 (DIP))
Shock	IEC60068-2-27
Free Fall	IEC60068-2-31
Vibration	IEC60068-2-6
Safety	UL 60950-1, CSA C22.2 No. 60950-1-07, EN 60950-1, IEC 60950-1
MTBF	744974hrs
Warranty	
	5 years

Note : HW version 5.0

Ordering Information

IPS-1AAB-24V

Code	10/100Base-T(X) P.S.E.	Additional Port Number
Definition	Port Number	
Option	- 08: 8 ports	- 0: 0 port
Available Model	Model Name	Description
	IPS-1080-24V	Industrial 8-port unmanaged PoE Ethernet switch with 8x10/100Base-T(X) P.S.E., 24VDC power input

Packing List

- IPS-1080-24V x 1
- Wall-mount Kit x 1
- Quick Installation Guide x 1
- DIN-Rail Kit x 1

Accessories

- SDR/DRP Series DIN-Rail power supply