


# Quick Installation Guide

# IES-1162GC

# Industrial Unmanaged Switch

## Introduction

IES-1162GC is unmanaged Ethernet switch with 16x10/100Base-T(X) and 2xGigabit Combo ports. IES-1162GC support redundant power inputs and relay output alarm. The wide operating temperature range from -40°C to 70°C can satisfy most of operating environments.



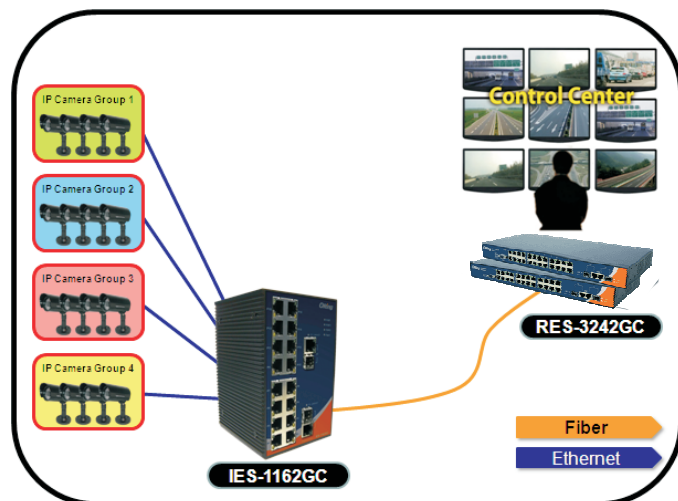
## Features

- > Provides 16x10/100Base-T(X) and 2xGigabit Combo ports
- > RJ-45 port support Auto MDI/MDI-X switching function
- > SFP supports 1000Base-X Mode
- > Provides Store-and-Forward switching architecture
- > Provides 7.2Gbps Back-plane (Switching Fabric)
- > Warning system by relay output
- > Rigid IP-30 housing design
- > DIN-Rail and wall mounting enabled

## Practical Operation

IES-1162GC is usually deployed for connecting several Ethernet devices, such like Ethernet I/O, IP-Camera, etc. The designs of rugged housing and wide operating temperature range form -40 ~ 70°C, makes IES-1162GC reliably in any kinds of industrial applications. Especially, IES-1162GC features redundant DC power inputs on terminal block, to avoid any unexpected fails on power. Thus, IES-1162GC could guarantee a non-stop operation.

### Connections of Ethernet devices

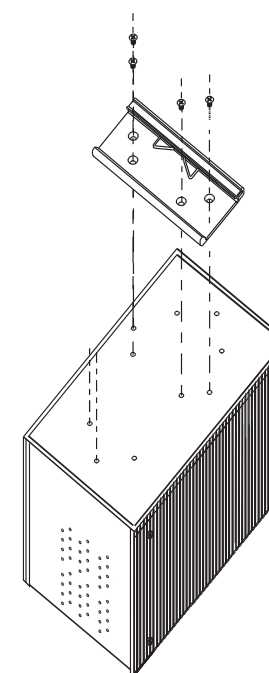


## Specifications

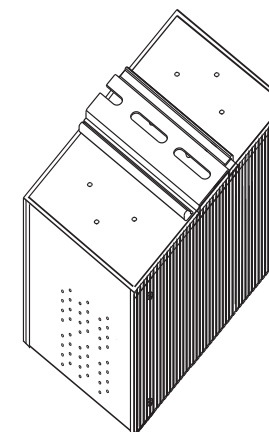
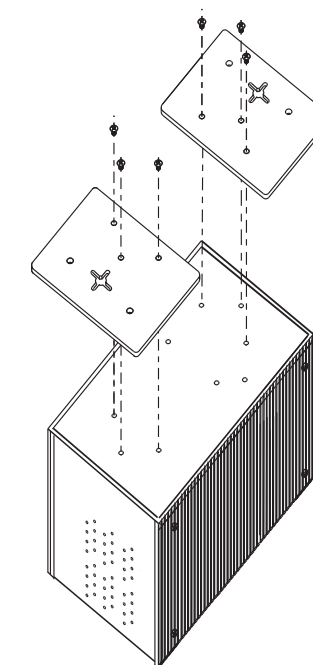
ORing Switch Model	IES-1162GC	
<b>Physical Ports</b>		
10/100 Base-T(X) Ports in RJ45 Auto MDI/MDIX	16	
Gigabit combo Port in RJ-45 and SFP	2	
<b>Technology</b>		
Ethernet Standards	IEEE 802.3 for 10Base-T, IEEE 802.3u for 100Base-TX, IEEE 802.3z for 1000Base-X, IEEE 802.3ab for 1000Base-T, IEEE 802.3x for Flow control	
MAC Table	8192 MAC addresses	
Priority Queues	4	
Processing	Store-and-Forward	
Switch Properties	Switch latency: 9 us Switch bandwidth: 7.2Gbps	
<b>LED Indicators</b>		
Power Indicator	Green: Power LED x3	
Fault Indicator	Amber: Indicate power failure occurred	
10/100 Base-T(X) RJ45 Port Indicator	Green for port Link/Act. Amber for Duplex/Collision	
10/100/1000Base-T(X) RJ45 Port Indicator	Green for port Link/Act. Amber for 100Mbps indicator	
1000Base-X/Fiber Port Indicator	Green for port Link/Act.	
<b>Fault Contact</b>		
Relay	Relay output to carry capacity of 1A at 24 VDC	
<b>Power</b>		
Redundant Input power	Dual DC input 12-48VDC on 6-pin terminal block	
Power consumption(Typ.)	12 Watts	
Overload current protection	Present	
Reverse polarity protection	Present on terminal block	
<b>Physical Characteristic</b>		
Enclosure	IP-30	
Dimension (W x D x H)	96.4(W)x108.5(D)x154(H) mm (3.8x4.27x6.06 inch.)	
Weight (g)	1210g	
<b>Environmental</b>		
Storage Temperature	-40 to 85°C (-40 to 185°F)	
Operating Temperature	-40 to 70°C (-40 to 158°F)	
Operating Humidity	5% to 95% Non-condensing	
<b>Regulatory approvals</b>		
EMI	FCC Part 15, CISPR (EN55022) class A	
EMS	EN61000-4-2 (ESD), EN61000-4-3 (RS), EN61000-4-4 (EFT), EN61000-4-5 (Surge), EN61000-4-6 (CS), EN61000-4-8, EN61000-4-11	
Shock	IEC60068-2-27	
Free Fall	IEC60068-2-32	
Vibration	IEC60068-2-6	
Safety	EN60950-1	
Warranty	5 years	

## Installation

### DIN-Rail Install Step



### Wall-mounted Install Step

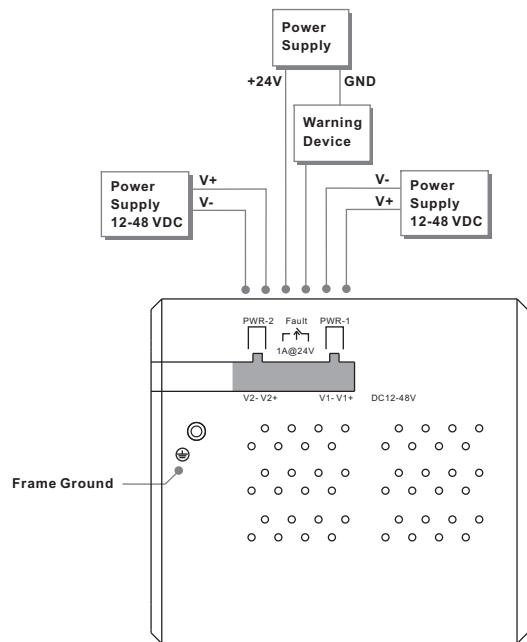


# Quick Installation Guide

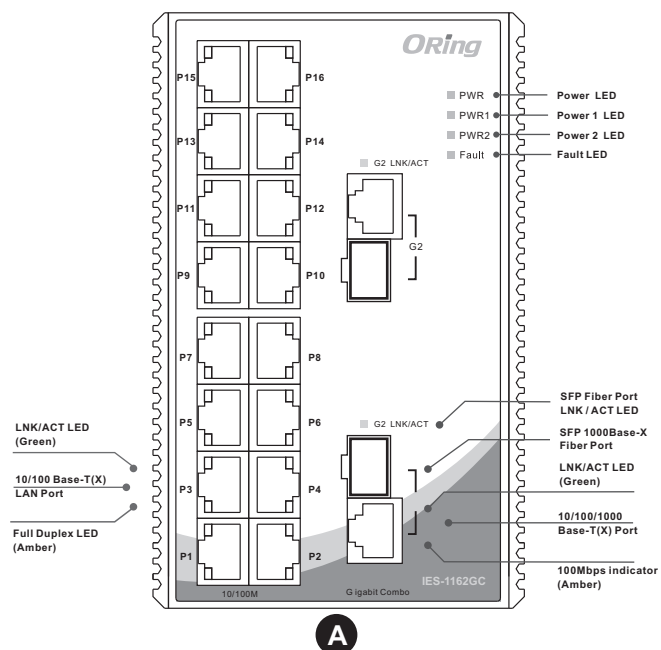
# IES-1162GC

# Industrial Unmanaged Switch

## Power Connection Guide

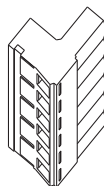


## Front Panel



## Accessory

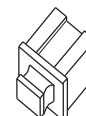
① 6-Pin Terminal block



② Dust Cover (RJ-45)



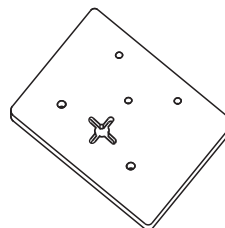
③ Dust Cover (SFP)



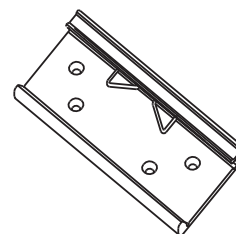
④ Flat Screw (M3 X5)



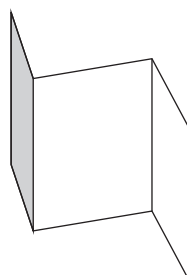
⑤ Wall-mounted kit



⑥ 88mm DIN-Rail kit



⑦ QIG



## Packing list

Model name	Front Panel	Model Description	Accessory
IES-1162GC	A	Industrial 18-port unmanaged Ethernet switch with 16x10/100Base-T(X) and 2xGigabit combo ports, SFP socket	① X 1, ② X 18, ③ X 2, ④ X 6, ⑤ X 2, ⑥ X 1, ⑦ X 1

## Communication Connections

### 10/100Base-T(X) Ethernet Port Connection

#### RJ45 (8-pin, MDI) Port Pinouts      RJ45 (8-pin, MDI-X) Port Pinouts

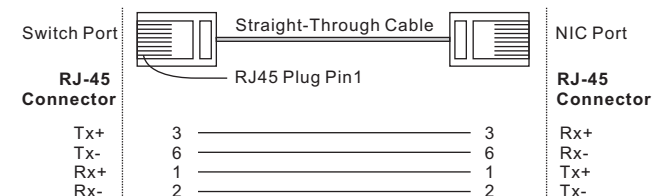
Pin	Single		Pin	Single	
1	Tx+	[Diagram]	1	Rx+	[Diagram]
2	Tx-		2	Rx-	
3	Rx+		3	Tx+	
6	Rx-		6	Tx-	

### 1000Base-T Ethernet Port Connection


#### RJ45 (8-pin, MDI) Port Pinouts      RJ45 (8-pin, MDI-X) Port Pinouts

Pin	MDI		Pin	MDI-X	
1	BI_DA+	[Diagram]	1	BI_DB+	[Diagram]
2	BI_DA-		2	BI_DB-	
3	BI_DB+		3	BI_DA+	
4	BI_DC+		4	BI_DD+	
5	BI_DC-		5	BI_DD-	
6	BI_DB-		6	BI_DA-	
7	BI_DD+		7	BI_DC+	
8	BI_DD-		8	BI_DC-	

### RJ45 (8-pin) to RJ45 (8-Pin) Straight-Through Cable Wiring



### RJ45 (8-pin) to RJ45 (8-Pin) Cross-Over Cable Wiring



### 1000Base-X SFP Port Connection

